

Exclusiva

01.2019

Update

September 2023

Exclusiva - Price bracket chart

PRICE BRACKETS	VERSIONS		DELIVERY TIMES*
	DOOR	COLOUR	
F1	Glossy Lacquered ("in stock")	LACQUERED colours 'IN STOCK'	NORM
F2	Glossy Lacquered ("on demand")	LACQUERED colours 'ON DEMAND' (GLOSSY LACQUERED 1 colours)	T020
F3	Glossy Lacquered ("on demand")	LACQUERED colours 'ON DEMAND' (GLOSSY LACQUERED 2 colours)	
F4	Matt Lacquered ("on demand")	LACQUERED colours 'ON DEMAND' (MATT LACQUERED colours)	
F5	Metal effect lacquered ("on demand")	METAL EFFECT LACQUERED COLOURS	T045
F6	Leatherette ("on demand")	LEATHERETTE\LEATHER colours 'ON DEMAND'	T040
F7	Leather ("on demand")	LEATHERETTE\LEATHER colours 'ON DEMAND'	T040

*DELIVERY TIMES
<p>NORM - 21 working days from receipt of order. T020 - 38/44 working days from receipt of order. T040 - 41/47 working days from receipt of order. T045 - 46/68 working days from receipt of order.</p> <p>WITH DOOR FINISH SIDE PANELS (F1) From NORM to T990 - 46 working days from receipt of order. WITH STRUCTURE FINISH SIDE PANELS D.61.3 cm From NORM to T018 - 30/36 working days from receipt of order.</p> <p>N.B.: Unless otherwise specified, the delivery times do not vary from the chosen version.</p> <p>CAUTION: These times are subject to transport scheduling needs. Please also consider approximately 3 working days needed to manage and clarify orders with our agencies.</p>

LACQUERED DOOR

(door thickness 2.2 cm)



Glossy Lacquered



Gloss Lacquered Frame and Transparent glass



Matt Lacquered



Matt Lacquered Frame and Transparent glass

LACQUERED DECORATIVE ELEMENTS



15 cm elements in door finish



Detail of chrome-finish capital for cornice



Detail of chrome-finish frieze for plinth



Handle code 31507
Oval handle in chrome-finish metal
Open (1) and closed (2)



Detail of golden capital for cornice



Detail of golden frieze for plinth



Handle code 31508
Oval handle in gold finish metal
Open (3) and closed (4)

Available LACQUERED colours 'IN STOCK' - F1

○ SCAV 028

Prestige White

Available LACQUERED colours 'ON DEMAND' - F2, F3 and F4

Key to LACQUERED colours available

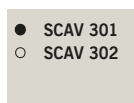
●	Matt Lacquered Door (MATT LACQUERED colours) - F4
○	Glossy Lacquered Door (GLOSSY LACQUERED 1 colours) - F2
○○	Glossy Lacquered Door (GLOSSY LACQUERED 2 colours) - F3



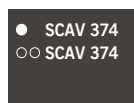
Beige



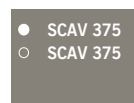
Prestige White



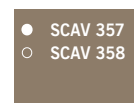
Light Grey



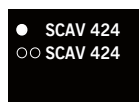
Iron Grey



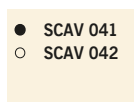
Titanium Grey



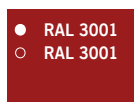
Tundra Grey



Slate Black



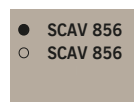
Porcelain Cream



Red



Dove Grey



Mink

METAL EFFECT LACQUERED DOOR - F5




(door thickness 2.2 cm)

METAL EFFECT LACQUERED colours




Dark Steel
SCAV 884



Stained Aluminium
SCAV 869



Stained Brass
SCAV 804



Stained Copper
SCAV 512



Stained Steel
SCAV 868

LEATHERETTE DOOR - F6

Not available with recessed handle (Door thickness 2.3 cm)



Ebony SCAV 401
(Matt Lacquered door back
RAL 8019)



Plaster SCAV 452
(Matt Lacquered door back
Beige RAL 1013)



Pearl Grey SCAV 871
(Matt Lacquered door back
Mink SCAV 856)

LEATHER DOOR - F7

Not available with recessed handle (Door thickness 2.3 cm)



Ebony SCAV 401
(Matt Lacquered door back
RAL 8019)



Plaster SCAV 452
(Matt Lacquered door back
Beige RAL 1013)



Pearl Grey SCAV 871
(Matt Lacquered door back
Mink SCAV 856)



Oriental Grey SCAV 883
(Matt Lacquered door back
Iron Grey SCAV 374)

Exclusiva - Available versions

⚠ Add the surcharge for every single handle specified in the section entitled "SURCHARGES FOR HANDLES-RECESSED GRIP PROFILES-DRAWERS-BASKETS".

Handles



Code 31501*
In chrome-finish metal



Code 31502* ⚠
In gold finish metal




Code 31503
In chrome-finish metal with variable pitch



Code 31504 ⚠
In gold finish metal with variable pitch



Code 31505* ⚠
In chrome-finish metal



Code 31506* ⚠
In gold finish metal



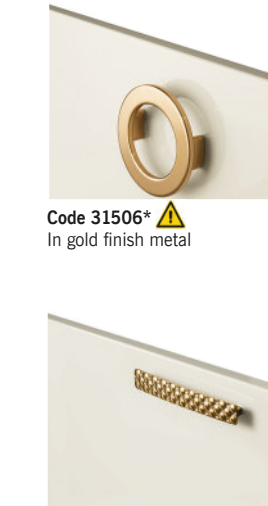
Code 70806 ⚠
In polished chrome-finish metal with black Swarovski™




Code 70808 ⚠
In Gold finish metal with black Swarovski™



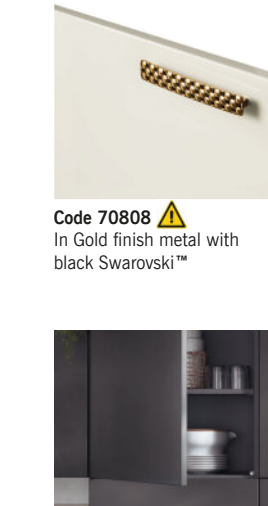
Code 70805 ⚠
In polished chrome-finish metal with Swarovski™ in plate glass colour



Code 70807 ⚠
In Gold finish metal with Swarovski™ in plate glass colour







Shaped wall unit bottom



Handle-gripless opening with push-latch

* NOT AVAILABLE WITH GLASS DOORS

STRUCTURES

White	Cream	Anthracite Fabric	Texstyle Sand
 <p>Exterior and interior in White; ABS edging</p>	 <p>Exterior and interior in Cream; ABS edging</p>	 <p>Side panels with exterior and interior in fabric finish Anthracite; top panels, bottoms, back panels and shelves in fabric finish Anthracite; ABS edging</p>	 <p>Side panels with exterior and interior in fabric finish Sand; top panels, bottoms, back panels and shelves in fabric finish Sand; ABS edging</p>

Infills and Filler Strips

the front sizes available are:

- Lacquered in stock 3, 5, 7, 9, 11 and 13 cm
- Lacquered on demand 3, 4, 5, 6, 7, 8, 9, 10, 11, 12, 13, 14 and 14.7 cm

Elements with glass shelves: 6 mm thick, 8 mm thick for 120 cm elements

Maximum capacity of shelves, of wall units and of cabinets:

shelf: the maximum load permitted is **35** kg of weight distributed evenly;

wall unit: maximum capacity of **80** kg;

maximum capacity of **50** kg with integrated hood;

units: (resting on the ground on 4 feet) maximum capacity of **250** kg including the weight of the cabinet;

drawers and baskets: runners calibrated for a high dynamic load (**40** kg).

All closing systems (hinges, arms, runners for pull-out baskets) are equipped with a special mechanism for slow closing.

Caution:

- Wall mounting is required to ensure stability of base units with drawers or independent pull-out baskets. Order the 'Wall fastening pack' code 31105560 to avoid the risk of them tipping up with the pull-out options open. In island compositions, order the 'Floor installation pack' code 31106479. The above codes are included in the price list entitled 'Elements for all models' in the section entitled 'Accessories for All Models - Composition matching furn.'.

PLINTHS

H.10/15 **PVC covered** in the following colours:



Steel finish Aluminium

H.10/15 **lacquered PVC:**



Glossy or matt in the 'lacquered door' colours

H.10/15 **Smooth aluminium painted** in the following colours:



10/15 Matt White



H.10/15 Glossy white

Available DRAWER/BASKET type versions

21 - Drawer h.8.4 cm and Basket 'MERIVOBX' PURE Anthracite

50 cm deep, full extraction, dynamic load of 40 kg, with Blumotion closing system; painted metal sides; 16 mm thick decorative melamine base; painted metal back panel.




22 - Drawer h.8.4 cm and Basket 'MERIVOBX' PURE Silver

50 cm deep, full extraction, dynamic load of 40 kg, with Blumotion closing system; painted metal sides; 16 mm thick decorative melamine base; painted metal back panel.



23 - Drawer h.8.4 cm and Basket 'MERIVOBX' BOXCOVER Anthracite (smoked glass side)

50 cm deep, full extraction, dynamic load of 40 kg, with Blumotion closing system; drawer with painted metal sides and basket with painted metal-glass sides; 16 mm thick decorative melamine base; painted metal back panel.



24 - Drawer h.8.4 cm and Basket 'MERIVOBX' BOXCOVER Silver (smoked glass side)

50 cm deep, full extraction, dynamic load of 40 kg, with Blumotion closing system; drawer with painted metal sides and basket with painted metal-glass sides; 16 mm thick decorative melamine base; painted metal back panel.

