

Foodshelf Inside

01.2019

Update

September 2023

Foodshelf Inside - Price bracket chart

FOODSHELF INSIDE (door with 45-degree grip)			
PRICE BRACKETS	VERSIONS		DELIVERY TIMES*
	DOOR	COLOUR	
F1	Decorative melamine	DECORATIVE MELAMINE colours 'IN STOCK'	NORM
F2	Decorative melamine	DECORATIVE MELAMINE colours 'IN STOCK'	NORM
		DECORATIVE MELAMINE colours 'ON DEMAND'	T018
F3	Glossy lacquered	LACQUERED colours 'IN STOCK'	NORM
F4	Glossy lacquered	LACQUERED colours 'ON DEMAND' (GLOSSY LACQUERED 1 colours)	T020
F5	Glossy lacquered	LACQUERED colours 'ON DEMAND' (GLOSSY LACQUERED 2 colours)	T020
F6	Matt lacquered	LACQUERED colours 'IN STOCK'	NORM
F7	Matt lacquered	LACQUERED colours 'ON DEMAND' (MATT LACQUERED colours)	T020
F8	Metal effect lacquered	METAL EFFECT LACQUERED colours 'ON DEMAND'	T045

*DELIVERY TIMES
<p>NORM - 21 working days from receipt of order. T018 - 30/36 working days from receipt of order. T020 - 38/44 working days from receipt of order. T045 - 46/68 working days from receipt of order.</p> <p>WITH STRUCTURE FINISH SIDE PANELS D.61.3 cm From NORM to T018 - 30/36 working days from receipt of order.</p> <p>N.B.: Unless otherwise specified, the delivery times do not vary from the chosen version.</p> <p>CAUTION: These times are subject to transport scheduling needs. Please also consider approximately 3 working days needed to manage and clarify orders with our agencies.</p>


DECORATIVE MELAMINE DOOR



Matt with ABS edging
2.2 cm thick

* Matt with ABS laser edging

DECORATIVE MELAMINE colours 'IN STOCK' - F1



Pure White
SCAV 021*



Seagull Grey
SCAV 380*

DECORATIVE MELAMINE colours 'IN STOCK' - F2




Flint Grey
SCAV 322



Earth Grey
SCAV 321


DECORATIVE MELAMINE colours 'ON DEMAND' - F2



Azimut
SCAV 863



Burnt Wood
SCAV 983



Burnt Wood Grey
SCAV 982



Cloud
SCAV 988




Concrete Brooklyn
SCAV 879



Concrete Harlem
SCAV 880




Concrete Jersey
SCAV 878



Cottage
SCAV 1006



Distressed Wood
SCAV 984



Distressed Wood
Grey SCAV 985




Gate Matter
SCAV 967



Sepia Grey
SCAV 964



Velo Grey
SCAV 963*




Home Matter
SCAV 968



Ink Black
SCAV 428_Slate




Ink Blue
SCAV 572_Slate



Key Matter
SCAV 969



Sheet metal
SCAV 981




Lodge
SCAV 1007



Mist
SCAV 989



Arabica Walnut
SCAV 975



Bancha Walnut
SCAV 976




Fair Walnut
SCAV 925



Garden Walnut
SCAV 942



Stage Walnut
SCAV 924



Steady Walnut
SCAV 923




Oriental
SCAV 994




Oriental Light
SCAV 995



Oxide Bronze
SCAV 403



Oxide Steel
SCAV 881




Abyss Stone
SCAV 973



Linosa Stone
SCAV 971



Salina Stone
SCAV 970



Solar Stone
SCAV 974



Venus Stone
SCAV 980




Actual Oak
SCAV 794



Along Oak
SCAV 791



Bright Oak
SCAV 792




Cortina Oak
SCAV 965



Fade Oak
SCAV 793




Pinstripe Oak
SCAV 943



Pinstripe Oak
Blond SCAV 962



Pinstripe Oak
Brown SCAV 961




Pinstripe Oak
Chestnut SCAV 960



Gold Oak
SCAV 993



Laguna Oak
SCAV 939



Landscape Oak
SCAV 922



Slate Oak
SCAV 940



Season Oak
SCAV 790



Voyage Oak
SCAV 795



Shadow
SCAV 987



Soft Beige
SCAV 917



Soft Concrete
SCAV 986



Soft Greige
SCAV 916



Vertigo
SCAV 864



Wall Matter
SCAV 966*

LACQUERED DOOR



Glossy Lacquered Door
2.2 cm thick



Matt Lacquered Door
2.2 cm thick

Available LACQUERED colours 'IN STOCK' - F3 and F6



Prestige White

Key to LACQUERED colours 'IN STOCK' available

△	Glossy Lacquered - F3
▲	Matt Lacquered - F6

Available LACQUERED colours 'ON DEMAND' - F4, F5 and F7

Key to LACQUERED colours available

○	Glossy Lacquered (GLOSSY LACQUERED 1 colours) - F4
○○	Glossy Lacquered (GLOSSY LACQUERED 2 colours) - F5
●	Matt Lacquered (MATT LACQUERED colours) - F7

● SCAV 557 ○ SCAV 557 Blue Lagoon	● RAL 1013 ○ RAL 1013 Beige	● SCAV 569 ○○ SCAV 569 Agave Blue	● SCAV 568 ○ SCAV 568 Moon Blue	● SCAV 453 ○ SCAV 453 Powder Pink	● SCAV 805 ○ SCAV 805 Mustard Yellow
● SCAV 325 ○ SCAV 325 Heron Grey	● SCAV 301 ○ SCAV 302 Light Grey	● SCAV 374 ○○ SCAV 374 Iron Grey	● SCAV 899 ○ SCAV 899 Matera Grey	● SCAV 375 ○ SCAV 375 Titanium Grey	● SCAV 357 ○ SCAV 358 Tundra Grey
● SCAV 324 ○ SCAV 324 Volcano Grey	● SCAV 424 ○○ SCAV 424 Slate Black	● SCAV 041 ○ SCAV 042 Porcelain Cream	● SCAV 514 ○ SCAV 514 Coral Red	● SCAV 515 ○○ SCAV 515 Morocco Red	● SCAV 505 ○○ SCAV 505 Ruby Red
● SCAV 406 ○○ SCAV 406 Rust	● SCAV 855 ○ SCAV 855 Dove Grey	● SCAV 279 ○ SCAV 279 Aloe Green	● SCAV 277 ○ SCAV 277 Mineral Green	● SCAV 570 ○ SCAV 570 Teal Green	● SCAV 856 ○ SCAV 856 Mink

METAL EFFECT LACQUERED DOOR - F8



(door thickness 2.2 cm)

METAL EFFECT LACQUERED colours



Dark Steel
SCAV 884



Stained Aluminium
SCAV 869



Stained Brass
SCAV 804



Stained Copper
SCAV 512



Stained Steel
SCAV 868

Foodshelf Inside - Available versions

⚠ Add the surcharge for every single handle specified in the section entitled "SURCHARGES FOR HANDLES-RECESSED GRIP PROFILES-DRAWERS-BASKETS".
Surcharge of 'FLAT' recessed grip profile glossy or matt lacquered in the 'lacquered door' colours - Add the surcharge specified in the section entitled "SURCHARGES FOR HANDLES-RECESSED GRIP PROFILES-DRAWERS-BASKETS".

Available RECESSED GRIP PROFILE versions

The side panel of the base unit in the end position can be ordered without a "recessed grip profile recess"; if the side panel is in the door finish, it is used without a "recessed grip profile recess".


Horizontal upper and central aluminium recessed grip profile for base units or vertical for tall units/tall units and tall unit top boxes in finish:



Aluminium recessed grip profile painted in the 'decorative melamine' door colours: Matt White, Seagull Grey, Flint Grey and Earth Grey



Anodised aluminium recessed grip profile Satin-finish Silver



Anodised aluminium recessed grip profile Matt black



Glossy or matt lacquered Aluminium recessed grip profile in the 'lacquered door' colours. **⚠**
 (T020 - 38/44 working days from receipt of order).



code 30907
Grey



code 30909
White



code 30910
Seagull Grey



code 30911
Earth Grey



code 30912
Flint Grey

Recessed plastic handle for cupboards, painted grey or in the 'decorative melamine door' colours



code 31861 **⚠**
White



code 31862 **⚠**
Matt black



code 31863 **⚠**
Satin-finish steel



code 31864 **⚠**
Bronze







code 31867 **⚠**
Satin-finish Silver anodised

Vertical recessed handle
N.B.: available for larder/tall units with full-length door

Foodshelf Inside - Available versions

⚠ Surcharge for Tip-On - For every single drawer or basket, add the surcharge specified in the section entitled "SURCHARGES FOR HANDLES-RECESSED GRIP PROFILES-DRAWERS-BASKETS" (except for drawers and baskets with a recessed grip profile grip or handle grip on the door).

STRUCTURES

White	Cream	Anthracite Fabric	Texstyle Sand
 <p>Exterior and interior in White; ABS edging</p>	 <p>Exterior and interior in Cream; ABS edging</p>	 <p>Side panels with exterior and interior in fabric finish Anthracite; top panels, bottoms, back panels and shelves in fabric finish Anthracite; ABS edging</p>	 <p>Side panels with exterior and interior in fabric finish Sand; top panels, bottoms, back panels and shelves in fabric finish Sand; ABS edging</p>

Infills and Filler Strips

the front sizes available are:

- Decorative melamine in stock 3, 5, 7, 9, 11 and 13 cm
- Decorative melamine on demand 3, 4, 5, 6, 7, 8, 9, 10, 11, 12, 13, 14 and 14.7 cm
- Lacquered in stock 3, 5, 7, 9, 11 and 13 cm
- Lacquered on demand 3, 4, 5, 6, 7, 8, 9, 10, 11, 12, 13, 14 and 14.7 cm

Elements with glass shelves: 6 mm thick, 8 mm thick for 120 cm elements

Maximum capacity of shelves, of wall units and of cabinets:

shelf: the maximum load permitted is **35 kg** of weight distributed evenly;

wall unit: maximum capacity of **80 kg**;

maximum capacity of **50 kg** with integrated hood;

units: (resting on the ground on 4 feet) maximum capacity of **250 kg** including the weight of the unit;

drawers and baskets: runners calibrated for a high dynamic load (**40 kg**).

All closing systems (hinges, arms, runners for pull-out baskets) are equipped with a special mechanism for slow closing.

Storage cupboard

Maximum capacity:

single shelf bracket (only for shelves D.25 cm): maximum capacity of **10 kg**;

vertical rack: maximum capacity of **72 kg**;

shelf bracket for rack (only for shelves D.30 cm): maximum capacity of **12 kg**;

Drawers and baskets: drawers or baskets with a recessed grip profile are fitted with a Blumotion closing system and all others with a Tip-on opening/closing system. ⚠

All elements with a double recessed grip profile and internal drawers/baskets are fitted with Blumotion closing system on all drawers/baskets.

Caution:

- Wall mounting is required to ensure stability of base units with drawers or independent pull-out baskets. Order the 'Wall fastening pack' code 31105560 to avoid the risk of them tipping up with the pull-out options open. In island compositions, order the 'Floor installation pack' code 31106479 or code 31107181 with plinth H.7 cm.

The above codes are included in the price list entitled 'Elements for all models' in the section entitled 'Accessories for All Models - Composition matching furn.'.

PLINTHS

H.10/15 **covered PVC** in the following colours:



Steel finish Aluminium

H.10/15 **lacquered PVC:**



glossy or matt in the 'lacquered door' colours

H.7/10/15 **Smooth painted aluminium:**



Matt finish White



Matt finish Black

H.7 **Smooth lacquered aluminium:**



glossy or matt in the 'lacquered door' colours

The colours of the materials illustrated in the Price List herein do not always match the actual hue perfectly for comprehensible printing reasons. Colours and shades can be consulted at any Scavolini Point of Sale, directly on products and samples.

DISHWASHER HANDLE



Recessed handle on shaped edging



code 31001
Grey



code 31002
White



code 31003
Seagull Grey



code 31004
Earth Grey



code 31005
Flint Grey

Available DRAWER/BASKET type versions

21 - Drawer h.8.4 cm and Basket 'MERIVOBX' PURE Anthracite

50 cm deep, full extraction, dynamic load of 40 kg, with Blumotion closing system; painted metal sides; 16 mm thick decorative melamine base; painted metal back panel.




22 - Drawer h.8.4 cm and Basket 'MERIVOBX' PURE Silver

50 cm deep, full extraction, dynamic load of 40 kg, with Blumotion closing system; painted metal sides; 16 mm thick decorative melamine base; painted metal back panel.



23 - Drawer h.8.4 cm and Basket 'MERIVOBX' BOXCOVER Anthracite (smoked glass side)

50 cm deep, full extraction, dynamic load of 40 kg, with Blumotion closing system; drawer with painted metal sides and basket with painted metal-glass sides; 16 mm thick decorative melamine base; painted metal back panel.



24 - Drawer h.8.4 cm and Basket 'MERIVOBX' BOXCOVER Silver (smoked glass side)

50 cm deep, full extraction, dynamic load of 40 kg, with Blumotion closing system; drawer with painted metal sides and basket with painted metal-glass sides; 16 mm thick decorative melamine base; painted metal back panel.

