

MIA by **CARLO
CRACCO**

01.2019

Update

03/2024

Mia by Carlo Cracco - Price bracket chart

PRICE BRACKETS	VERSIONS		DELIVERY TIMES*
	DOOR	COLOUR	
F1	Decorative melamine	DECORATIVE MELAMINE colours 'IN STOCK'	NORM
F2	Decorative melamine	DECORATIVE MELAMINE colours 'IN STOCK'	NORM
	Decorative melamine	DECORATIVE MELAMINE colours 'ON DEMAND'	T018
F3	Laminate	LAMINATE colours 'ON DEMAND'	T028
F4	Fenix NTM®	FENIX NTM® colours 'ON DEMAND'	T028
	Strips Laminate	STRIPS LAMINATE colours 'ON DEMAND'	T028
F5	Glossy lacquered	LACQUERED colours 'IN STOCK'	NORM
F6	Glossy lacquered	LACQUERED colours 'ON DEMAND' (GLOSSY LACQUERED 1 colours)	T020
F7	Glossy lacquered	LACQUERED colours 'ON DEMAND' (GLOSSY LACQUERED 2 colours)	T020
F8	Matt lacquered	LACQUERED colours 'IN STOCK'	NORM
F9	Matt lacquered	LACQUERED colours 'ON DEMAND' (MATT LACQUERED colours)	T020
F10	Metal effect lacquered	METAL EFFECT LACQUERED colours 'ON DEMAND'	T045
F11	Veneered	VENEERED colours 1 'ON DEMAND'	T043
		VENEERED colours 2 'ON DEMAND'	T035
F12	OleoMalta	OLEOMALTA colours 'ON DEMAND'	T040
F13	Steel	-	T035
F14	Satin-finish Steel	-	NORM
F15	Glass with Aluminium frame	-	NORM

*DELIVERY TIMES

NORM - 21 working days from receipt of order.
T018 - 30/36 working days from receipt of order.
T020 - 38/44 working days from receipt of order.
T028 - 35/41 working days from receipt of order.
T035 - 43/49 working days from receipt of order.
T040 - 41/47 working days from receipt of order.
T043 - 41/53 working days from receipt of order.
T045 - 46/68 working days from receipt of order.

WITH STRUCTURE FINISH SIDE PANELS D.61.3 cm
From NORM to T018 - 30/36 working days from receipt of order.

N.B.: Unless otherwise specified, the delivery times do not vary from the chosen version.

CAUTION:

These times are subject to transport scheduling needs. Please also consider approximately 3 working days needed to manage and clarify orders with our agencies.


DECORATIVE MELAMINE DOOR




Matt with ABS edging
(door thickness 2.2 cm)

* Matt with ABS laser edging


DECORATIVE MELAMINE colours 'IN STOCK' - F1




Pure White
SCAV 021*



Concrete Jersey
SCAV 878



Seagull Grey
SCAV 380*



Garden Walnut
SCAV 942

DECORATIVE MELAMINE colours 'IN STOCK' - F2



Concrete Harlem
SCAV 880




Flint Grey
SCAV 322




Earth Grey
SCAV 321




Velo Grey
SCAV 963*




Arabica Walnut
SCAV 975



Banacha Walnut
SCAV 976



Abyss Stone
SCAV 973



Solar Stone
SCAV 974



Pinstripe Oak
SCAV 943



Landscape Oak
SCAV 922

DECORATIVE MELAMINE colours 'ON DEMAND' - F2



Azimut
SCAV 863



Burnt Wood
SCAV 983




Burnt Wood Grey
SCAV 982



Cloud
SCAV 988



Concrete Brooklyn
SCAV 879



Cottage
SCAV 1006



Distressed Wood
SCAV 984




Distressed Wood
Grey SCAV 985



Gate Matter
SCAV 967



Sepia Grey
SCAV 964



Home Matter
SCAV 968



Ink Black
SCAV 428_Slate



Ink Blue
SCAV 572_Slate



Key Matter
SCAV 969



Sheet metal
SCAV 981



Lodge
SCAV 1007



Mist
SCAV 989




Fair Walnut
SCAV 925



Stage Walnut
SCAV 924



Steady Walnut
SCAV 923



Oriental
SCAV 994



Oriental Light
SCAV 995



Oxide Bronze
SCAV 403



Oxide Steel
SCAV 881



Linosa Stone
SCAV 971




Salina Stone
SCAV 970



Venus Stone
SCAV 980




Actual Oak
SCAV 794



Along Oak
SCAV 791




Bright Oak
SCAV 792




Cortina Oak
SCAV 965




Fade Oak
SCAV 793



Pinstripe Oak
Blond SCAV 962



Pinstripe Oak
Brown SCAV 961



Pinstripe Oak
Chestnut SCAV 960




Gold Oak
SCAV 993



Laguna Oak
SCAV 939




Slate Oak
SCAV 940



Season Oak
SCAV 790




Voyage Oak
SCAV 795



Shadow
SCAV 987




Soft Beige
SCAV 917




Soft Concrete
SCAV 986



Soft Greige
SCAV 916



Vertigo
SCAV 864



Wall Matter
SCAV 966*

LAMINATE DOOR - F3



Matt with ABS edging
(door thickness 2.2 cm)

LAMINATE colours 'ON DEMAND'



Calacatta
SCAV 927



Grey Stone
SCAV 926



Statuario
SCAV 928



Urban Bronze
SCAV 1001



Urban Gold
SCAV 1002



Urban Steel
SCAV 1003

FENIX NTM® DOOR - F4




Matt with ABS laser edging
(door thickness 2.2 cm)

FENIX NTM® colours 'ON DEMAND'



Kos White
SCAV 030



Malè White
SCAV 027



Fez Blue
SCAV 567



Orinoco Cocoa
SCAV 404



Ottawa Beaver
SCAV 398



Antrim grey
SCAV 890



Bromine Grey
SCAV 865



Ephesus Grey
SCAV 866



London Grey
SCAV 861



Ingo Black
SCAV 426



Jaipur Red
SCAV 513




Comodoro Green
SCAV 278

STRIPS LAMINATE DOOR - F4



Matt with ABS edging,
MOV finish
(door thickness 2.2 cm)


STRIPS LAMINATE colours 'ON DEMAND'



Urban Bronze
SCAV 1001



Urban Gold
SCAV 1002




Urban Steel
SCAV 1003

LACQUERED DOOR

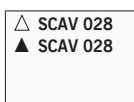


Glossy Lacquered
(door thickness 2.2 cm)



Matt lacquered
(door thickness 2.2 cm)

Available LACQUERED colours 'IN STOCK'

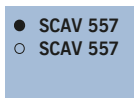


Prestige White

Key to LACQUERED colours 'IN STOCK' available	
△	Glossy Lacquered - F5
▲	Matt Lacquered - F8

Available LACQUERED colours 'ON DEMAND'

Key to LACQUERED colours 'ON DEMAND' available	
○	Glossy Lacquered (GLOSSY LACQUERED 1 colours) - F6
○○	Glossy Lacquered (GLOSSY LACQUERED 2 colours) - F7
●	Matt Lacquered (MATT LACQUERED colours) - F9



Blue Lagoon



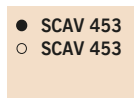
Beige



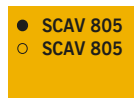
Agave Blue



Moon Blue



Powder Pink



Mustard Yellow



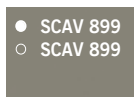
Heron Grey



Light Grey



Iron Grey



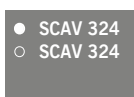
Matera Grey



Titanium Grey



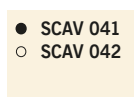
Tundra Grey



Volcano Grey



Slate Black



Porcelain Cream



Coral Red



Morocco Red



Ruby Red



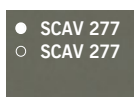
Rust



Dove Grey



Aloe Green



Mineral Green



Teal Green



Mink

METAL EFFECT LACQUERED DOOR - F10



(door thickness 2.2 cm)

METAL EFFECT LACQUERED colours 'ON DEMAND'



Dark Steel
SCAV 884



Stained Aluminium
SCAV 869



Stained Brass
SCAV 804



Stained Copper
SCAV 512




Stained Steel
SCAV 868

VENEERED DOOR - F11




(door thickness 2.2 cm)

VENEERED colours 1 'ON DEMAND'



Royal Walnut
SCAV 933




Saxony Walnut
SCAV 800



Sunset Walnut
SCAV 934




Tussah Walnut
SCAV 798




Ulster Walnut
SCAV 799

VENEERED colours 2 'ON DEMAND'




Coffee Oak
SCAV 935



Coal Oak
SCAV 936



Dune Oak
SCAV 941



Graphite Oak
SCAV 937



Wheat Oak
SCAV 938

OLEOMALTA DOOR - F12




(door thickness 2.2 cm)

OLEOMALTA colours 'ON DEMAND'




Delhi
SCAV 930



Granada
SCAV 931



Lima
SCAV 932



Matera
SCAV 900



Shanghai
SCAV 911

STEEL DOOR - F13



Dark steel
(door thickness 2.2 cm)

N.B.: not available with handle code 31854, 31855, 31856, 31874, 31875 and 31876

SATIN FINISH STEEL DOOR - F14



With Steel insert
(door thickness 2.2 cm)



With Glass insert
(door thickness 2.2 cm)

Mia by Carlo Cracco - Available versions

⚠ Add the surcharge for every single handle specified in the section entitled "SURCHARGES FOR HANDLES-RECESSED GRIP PROFILES-DRAWERS-BASKETS".

ALUMINIUM FRAMED GLASS DOOR - F15



Clear Stopsol Glass and Aluminium frame
Dark Steel finish
(door thickness 2.2 cm)




Clear Stopsol Glass and Aluminium frame
Dark Steel finish, built-in handle
(door thickness 2.2 cm)

HANDLES



code 31801 ⚠
Satin-finish Steel metal handle
with fixed pitch, built into the side



code 31802 ⚠
Dark Steel finish metal handle
with fixed pitch, built into the side



code 31803 ⚠
Brass finish metal handle
with fixed pitch, built into the side




code 31811
Satin-finish Steel metal handle
with fixed pitch, built into the centre




code 31812
Dark Steel finish metal handle
with fixed pitch, built into the centre



code 31813
Brass finish metal handle
with fixed pitch, built into the centre



code 31821 ⚠
Aluminium bridge handle
Satin-finish Steel, fixed pitch



code 31822 ⚠
Aluminium bridge handle
Dark Steel finish, fixed pitch



code 31823 ⚠
Aluminium bridge handle
Brass finish, fixed pitch



code 31831 ⚠
Aluminium bridge handle
Satin-finish Steel, variable pitch



code 31832 ⚠
Aluminium bridge handle
Dark Steel finish, variable pitch



code 31833 ⚠
Aluminium bridge handle
Brass finish, variable pitch



code 31851
Satin-finish Steel metal handle
with fixed pitch, built into the side



code 31852
Dark Steel finish metal handle
with fixed pitch, built into the side



code 31853
Brass finish metal handle
with fixed pitch, built into the side



code 31854 ⚠
Satin-finish Steel metal handle
with fixed pitch, built into the side



code 31855 ⚠
Dark Steel finish metal handle
with fixed pitch, built into the side



code 31856 ⚠
Brass finish metal handle
with fixed pitch, built into the side

HANDLES



code 31871
Satin-finish Steel metal handle
with fixed pitch, built into the centre



code 31872
Dark Steel finish metal handle
with fixed pitch, built into the centre



code 31873
Brass finish metal handle
with fixed pitch, built into the centre



code 31874
Satin-finish Steel metal handle
with fixed pitch, built into the centre



code 31875
Dark Steel finish metal handle
with fixed pitch, built into the centre



code 31876
Brass finish metal handle
with fixed pitch, built into the centre





Shaped wall unit bottom

Mia by Carlo Cracco - Available versions

⚠ Surcharge for Tip-On - For every single drawer or basket, add the surcharge specified in the section entitled "SURCHARGES FOR HANDLES-RECESSED GRIP PROFILES-DRAWERS-BASKETS" (except for drawers and baskets with a recessed grip profile grip or handle grip on the door).

STRUCTURES

White	Anthracite Fabric	Textstyle Sand	
 <p>Exterior and interior in White; ABS edging</p>	 <p>Side panels with exterior and interior in fabric finish Anthracite; top panels, bottoms, back panels and shelves in fabric finish Anthracite; ABS edging</p>	 <p>Side panels with exterior and interior in fabric finish Sand; top panels, bottoms, back panels and shelves in fabric finish Sand; ABS edging</p>	

Infills and Filler Strips

the front sizes available are:

- Decorative melamine in stock 3, 5, 7, 9, 11 and 13 cm
- Decorative melamine on demand 3, 4, 5, 6, 7, 8, 9, 10, 11, 12, 13, 14 and 14.7 cm
- Lacquered in stock 3, 5, 7, 9, 11 and 13 cm
- Lacquered on demand 3, 4, 5, 6, 7, 8, 9, 10, 11, 12, 13, 14 and 14.7 cm

Elements with glass shelves: 6 mm thick, 8 mm thick for 120 cm elements

Maximum capacity of shelves, of wall units and of cabinets:

shelf: the maximum load permitted is **35 kg** of weight distributed evenly;

wall unit: maximum capacity of **80 kg**;

maximum capacity of **50 kg** with integrated hood;

units: (resting on the ground on 4 feet) maximum capacity of **250 kg** including the weight of the unit;

drawers and baskets: runners calibrated for a high dynamic load (**40 kg**).

All closing systems (hinges, arms, runners for pull-out baskets) are equipped with a special mechanism for slow closing.

Storage cupboard

Maximum capacity:

single shelf bracket (only for shelves D.25 cm): maximum capacity of **10 kg**;

vertical rack: maximum capacity of **72 kg**;

shelf bracket for rack (only for shelves D.30 cm): maximum capacity of **12 kg**;

Drawers and baskets: they are fitted with a Blumotion closing system and all others with a Tip-on opening/closing system. ⚠


Caution:

Wall mounting is required to ensure stability of base units with drawers or independent pull-out baskets. Order the 'Wall fastening pack' code 31105560 to avoid the risk of them tipping up with the pull-out options open. In island compositions, order the 'Floor installation pack' code 31106479 or code 31107181 with plinth H.7 cm.

The above codes are included in the price list entitled 'Elements for all models' in the section entitled 'Accessories for All Models - Composition matching furn.'.

PLINTHS

H.10/15 **covered PVC** in the following colours:



Steel finish Aluminium

H.10/15 **lacquered PVC:**




glossy or matt in the 'lacquered door' colours

Smooth painted aluminium:



H.7 Silver -
satin finish



H.7/10/15 White
matt finish



H.7/10/15 Iron Grey
matt finish



H.7/10/15 Seagull Grey
matt finish



H.7/10/15 Black
matt finish



H.7/10/15 Brass
matt finish

H.7 **Smooth lacquered aluminium:**



glossy or matt in the 'lacquered door' colours

The colours of the materials illustrated in the Price List herein do not always match the actual hue perfectly for comprehensible printing reasons. Colours and shades can be consulted at any Scavolini Point of Sale, directly on products and samples.

Available DRAWER/BASKET type versions

21 - Drawer h.8.4 cm and Basket 'MERIVOBX' PURE Anthracite

50 cm deep, full extraction, dynamic load of 40 kg, with Blumotion closing system; painted metal sides; 16 mm thick decorative melamine base; painted metal back panel.




22 - Drawer h.8.4 cm and Basket 'MERIVOBX' PURE Silver

50 cm deep, full extraction, dynamic load of 40 kg, with Blumotion closing system; painted metal sides; 16 mm thick decorative melamine base; painted metal back panel.



23 - Drawer h.8.4 cm and Basket 'MERIVOBX' BOXCOVER Anthracite (smoked glass side)

50 cm deep, full extraction, dynamic load of 40 kg, with Blumotion closing system; drawer with painted metal sides and basket with painted metal-glass sides; 16 mm thick decorative melamine base; painted metal back panel.



24 - Drawer h.8.4 cm and Basket 'MERIVOBX' BOXCOVER Silver (smoked glass side)

50 cm deep, full extraction, dynamic load of 40 kg, with Blumotion closing system; drawer with painted metal sides and basket with painted metal-glass sides; 16 mm thick decorative melamine base; painted metal back panel.



Available DRAWER/BASKET type versions

25 - Drawer h.11.6 cm and Basket 'MERIVOBX' PURE Anthracite

50 cm deep, full extraction, dynamic load of 40 kg, with Blumotion closing system; painted metal sides; 16 mm thick decorative melamine base; painted metal back panel.




26 - Drawer h.11.6 cm and Basket 'MERIVOBX' PURE Silver

50 cm deep, full extraction, dynamic load of 40 kg, with Blumotion closing system; painted metal sides; 16 mm thick decorative melamine base; painted metal back panel.



27 - Drawer h.11.6 cm and Basket 'MERIVOBX' BOXCOVER Anthracite (smoked glass side)

50 cm deep, full extraction, dynamic load of 40 kg, with Blumotion closing system; drawer with painted metal sides and basket with painted metal-glass sides; 16 mm thick decorative melamine base; painted metal back panel.



28 - Drawer h.11.6 cm and Basket 'MERIVOBX' BOXCOVER Silver (smoked glass side)

50 cm deep, full extraction, dynamic load of 40 kg, with Blumotion closing system; drawer with painted metal sides and basket with painted metal-glass sides; 16 mm thick decorative melamine base; painted metal back panel.

