

Mood

01.2019

Update

03/2024

Mood - Price bracket chart

PRICE BRACKETS	VERSIONS		DELIVERY TIMES*
	DOOR	COLOUR	
F1	Veneered	ENEERED colours 1 'ON DEMAND'	T043
		ENEERED colours 2 'ON DEMAND'	T035
F3	Decorative melamine	DECORATIVE MELAMINE colours 'IN STOCK'	NORM
F6	Decorative melamine	DECORATIVE MELAMINE colours 'IN STOCK'	NORM
	Decorative melamine	DECORATIVE MELAMINE colours 'ON DEMAND'	T018
F8	Laminate	LAMINATE colours 'ON DEMAND'	T028
F9	Fenix NTM®	FENIX NTM® colours 'ON DEMAND'	T028
	Strips Laminate	STRIPS LAMINATE colours 'ON DEMAND'	T028
F10	Glossy lacquered	LACQUERED colours 'IN STOCK'	NORM
F12	Glossy lacquered	LACQUERED colours 'ON DEMAND' (GLOSSY LACQUERED 1 colours)	T020
F14	Glossy lacquered	LACQUERED colours 'ON DEMAND' (GLOSSY LACQUERED 2 colours)	T020
F15	Matt lacquered	LACQUERED colours 'IN STOCK'	NORM
F17	Matt lacquered	LACQUERED colours 'ON DEMAND' (MATT LACQUERED colours)	T020
F18	Metal effect lacquered	METAL EFFECT LACQUERED colours 'ON DEMAND'	T045
F19	OleoMalta	OLEOMALTA colours 'ON DEMAND'	T040
F20	Leatherette	LEATHERETTE colours 'ON DEMAND'	T040
F21	Leather	LEATHER colours 'ON DEMAND'	T040
F22	Glass with Aluminium frame	-	NORM

*DELIVERY TIMES

NORM - 21 working days from receipt of order.
T018 - 30/36 working days from receipt of order.
T020 - 38/44 working days from receipt of order.
T028 - 35/41 working days from receipt of order.
T035 - 43/49 working days from receipt of order.
T040 - 41/47 working days from receipt of order.
T043 - 41/53 working days from receipt of order.
T045 - 46/68 working days from receipt of order.

WITH STRUCTURE FINISH SIDE PANELS D.61.3 cm
From NORM to T018 - 30/36 working days from receipt of order.

N.B.: Unless otherwise specified, the delivery times do not vary from the chosen version.

CAUTION:


These times are subject to transport scheduling needs. Please also consider approximately 3 working days needed to manage and clarify orders with our agencies.

VENEERED DOOR - F1



(door thickness 2.2 cm)
Matching structure:
1, 2, 4, 5


VENEERED colours 1 'ON DEMAND'



Royal Walnut
SCAV 933



Saxony Walnut
SCAV 800



Sunset Walnut
SCAV 934




Tussah Walnut
SCAV 798



Ulster Walnut
SCAV 799

VENEERED colours 2 'ON DEMAND'



Coffee Oak
SCAV 935



Coal Oak
SCAV 936



Dune Oak
SCAV 941



Graphite Oak
SCAV 937



Wheat Oak
SCAV 938

DECORATIVE MELAMINE DOOR

DECORATIVE MELAMINE colours 'IN STOCK' - F3



Matt with ABS laser edging
(door thickness 2.2 cm)



Pure White
SCAV 021



Seagull Grey
SCAV 380

DECORATIVE MELAMINE colours 'IN STOCK' - F6




Matt with ABS edging
(door thickness 2.2 cm)

* Matt with ABS laser edging




Concrete Harlem
SCAV 880



Concrete Jersey
SCAV 878




Flint Grey
SCAV 322



Earth Grey
SCAV 321



Velo Grey
SCAV 963*



Arabica Walnut
SCAV 975



Bancha Walnut
SCAV 976



Garden Walnut
SCAV 942



Abyss Stone
SCAV 973



Solar Stone
SCAV 974




Pinstripe Oak
SCAV 943



Landscape Oak
SCAV 922

DECORATIVE MELAMINE colours 'ON DEMAND' - F6



Azimut
SCAV 863



Burnt Wood
SCAV 983



Burnt Wood Grey
SCAV 982



Cloud
SCAV 988



Concrete Brooklyn
SCAV 879




Cottage
SCAV 1006



Distressed Wood
SCAV 984




Distressed Wood
Grey SCAV 985



Gate Matter
SCAV 967



Sepia Grey
SCAV 964



Home Matter
SCAV 968



Ink Black
SCAV 428_Slate



Ink Blue
SCAV 572_Slate




Key Matter
SCAV 969



Sheet metal
SCAV 981



Lodge
SCAV 1007




Mist
SCAV 989




Fair Walnut
SCAV 925



Stage Walnut
SCAV 924



Steady Walnut
SCAV 923



Oriental
SCAV 994



Oriental Light
SCAV 995



Oxide Bronze
SCAV 403



Oxide Steel
SCAV 881



Linosa Stone
SCAV 971



Salina Stone
SCAV 970



Venus Stone
SCAV 980



Actual Oak
SCAV 794




Along Oak
SCAV 791



Bright Oak
SCAV 792




Century Oak
SCAV 774



Cortina Oak
SCAV 965



Fade Oak
SCAV 793



Pinstripe Oak
Blond SCAV 962



Pinstripe Oak
Brown SCAV 961



Pinstripe Oak
Chestnut SCAV 960




Gold Oak
SCAV 993



Laguna Oak
SCAV 939



Slate Oak
SCAV 940



Season Oak
SCAV 790




Voyage Oak
SCAV 795



Shadow
SCAV 987




Soft Beige
SCAV 917



Soft Concrete
SCAV 986



Soft Greige
SCAV 916



Vertigo
SCAV 864



Wall Matter
SCAV 966*

LAMINATE DOOR - F8



Matt with ABS edging
(door thickness 2.2 cm)

LAMINATE colours 'ON DEMAND'



Calacatta
SCAV 927



Grey Stone
SCAV 926



Statuario
SCAV 928



Urban Bronze
SCAV 1001



Urban Gold
SCAV 1002



Urban Steel
SCAV 1003

FENIX NTM® DOOR - F9




Matt with ABS laser edging
(door thickness 2.2 cm)

FENIX NTM® colours 'ON DEMAND'



Kos White
SCAV 030



Malè White
SCAV 027



Fez Blue
SCAV 567



Orinoco Cocoa
SCAV 404



Ottawa Beaver
SCAV 398



Antrim grey
SCAV 890




Bromine Grey
SCAV 865



Ephesus Grey
SCAV 866



London Grey
SCAV 861



Ingo Black
SCAV 426



Jaipur Red
SCAV 513




Comodoro Green
SCAV 278

STRIPS LAMINATE DOOR - F9



Matt with ABS edging,
MOV finish
(door thickness 2.2 cm)

STRIPS LAMINATE colours 'ON DEMAND'



Urban Bronze
SCAV 1001



Urban Gold
SCAV 1002




Urban Steel
SCAV 1003

Mood - Available versions

LACQUERED DOOR



Glossy Lacquered
(door thickness 2.2 cm)



Matt lacquered
(door thickness 2.2 cm)

Available LACQUERED colours 'IN STOCK'



Prestige White

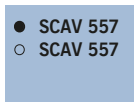
Key to LACQUERED colours 'IN STOCK' available

△	Glossy Lacquered - F10
▲	Matt Lacquered - F15

Available LACQUERED colours 'ON DEMAND'

Key to LACQUERED colours 'ON DEMAND' available

○	Glossy Lacquered (GLOSSY LACQUERED 1 colours) - F12
○○	Glossy Lacquered (GLOSSY LACQUERED 2 colours) - F14
●	Matt Lacquered (MATT LACQUERED colours) - F17



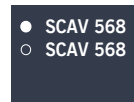
Blue Lagoon



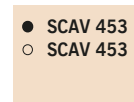
Beige



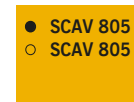
Agave Blue



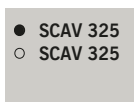
Moon Blue



Powder Pink



Mustard Yellow



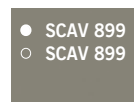
Heron Grey



Light Grey



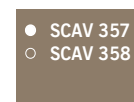
Iron Grey



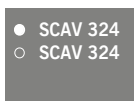
Matera Grey



Titanium Grey



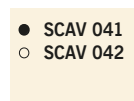
Tundra Grey



Volcano Grey



Slate Black



Porcelain Cream



Coral Red



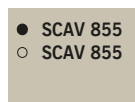
Morocco Red



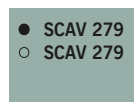
Ruby Red



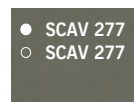
Rust



Dove Grey



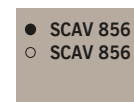
Aloe Green



Mineral Green



Teal Green



Mink

METAL EFFECT LACQUERED DOOR - F18



(door thickness 2.2 cm)

METAL EFFECT LACQUERED colours 'ON DEMAND'



Dark Steel
SCAV 884



Stained Aluminium
SCAV 869



Stained Brass
SCAV 804



Stained Copper
SCAV 512



Stained Steel
SCAV 868

OLEOMALTA DOOR - F19



(door thickness 2.2 cm)

OLEOMALTA colours 'ON DEMAND'



Delhi
SCAV 930



Granada
SCAV 931



Lima
SCAV 932



Matera
SCAV 900



Shanghai
SCAV 911

LEATHERETTE DOOR - F20

Not available with recessed handle (Door thickness 2.3 cm)



Ebony SCAV 401
(Matt Lacquered door back
RAL 8019)



Plaster SCAV 452
(Matt Lacquered door back
Beige RAL 1013)



Pearl Grey SCAV 871
(Matt Lacquered door back
Mink SCAV 856)

LEATHER DOOR - F21

Not available with recessed handle (Door thickness 2.3 cm)



Ebony SCAV 401
(Matt Lacquered door back
RAL 8019)



Plaster SCAV 452
(Matt Lacquered door back
Beige RAL 1013)



Pearl Grey SCAV 871
(Matt Lacquered door back
Mink SCAV 856)



Oriental Grey SCAV 883
(Matt Lacquered door back
Iron Grey SCAV 374)

ALUMINIUM FRAMED GLASS DOOR - F22



Glass with Aluminium frame
(door thickness 2.2 cm)

Mood - Available versions

⚠ Add the surcharge for every single handle specified in the section entitled "SURCHARGES FOR HANDLES-RECESSED GRIP PROFILES-DRAWERS-BASKETS".

OPENING SYSTEMS



code 28305
in Satin-finish Steel finish Aluminium with variable pitch recessed into the door



code 30208
in satin finish metal with variable pitch



code 30210
in chrome-finish metal with variable pitch



code 28314 ⚠
in Black finish Steel with variable pitch



code 28315 ⚠
in Satin finish Steel with variable pitch



code 28316 ⚠
in Brass finish Steel with variable pitch



code 28319 ⚠
in Steel with Black finish knurled insert and variable pitch



code 28320 ⚠
in Steel with Satin finish knurled insert and variable pitch



code 28318
in Satin finish metal with variable pitch \varnothing 12 mm



code 28317
in Bronze-finish metal with variable pitch \varnothing 12 mm



code 28321
in metal with finish in Matt black



code 30209
in Satin-finish metal



code 30211
in metal with finish in Bronze



code 31621
in aluminium with finish in Matt black



code 31602 ⚠
in anodised aluminium Bronze



code 28311
in Burnished finish metal



code 28312
in metal with finish in Satin finish



code 28313
in metal with finish in Brass



code 31610 ⚠
in anodised aluminium Satin-finish steel



code 31601 ⚠
in painted aluminium matt Prestige White



code 30204
in metal with finish in Black



code 30203
in metal with finish in Satin finish



code 28302
in metal with finish in satin finish nickel



code 30206
in metal with finish in chrome-finish



Shaped bottom - push-pull for wall units

Mood - Available versions

⚠ Add the surcharge for every single handle specified in the section entitled "SURCHARGES FOR HANDLES-RECESSED GRIP PROFILES-DRAWERS-BASKETS".

FLAT LINE solution



code 29301 and Tip-on ⚠

Metal built into the door or into the first upper drawer/
basket code 29301 and
Tip-on opening system



code 29301 and knob code 29303 ⚠

Metal built into the door or into the first upper drawer/
basket code 29301 and recessed Push-pull
knob in chrome-finish metal code 29303



code 29301 and central strip ⚠

Metal built into the door or into the first upper
drawer/basket code 29301 and Aluminium central
strip available in Steel, Black and White

HANDLES (only for versions with 22 mm th.door)



code 30311 ⚠

Square handle
with variable pitch in
steel in satin finish



code 30321 ⚠

Square handle
vertical, with variable pitch,
in satin-finish steel



code 28310 ⚠

Stainless steel finish
aluminium handle built
into and of the same
width as the door



code 30312 ⚠

Round handle
with variable pitch in
steel in satin finish



code 30322 ⚠


Round handle
vertical, with variable pitch,
in satin-finish steel

CAUTION:

- To calculate the number of **surcharges** and the **handle positions**, please consult the section entitled 'Information and dimensions'
- To allow the door, drawer and basket to open with handle 29301, **order the Aluminium undermount frame** available in Steel, Black or White included in the price list entitled 'Elements for all models' in the 'Worktops - Undermount frames' section

Elements with special handles or no handle: consult the section entitled 'Information and dimensions'

Lower basket of base units with recessed lower basket



code 28304

Satin nickel finish

Mood - Available versions

⚠ Add the surcharge for every single handle specified in the section entitled "SURCHARGES FOR HANDLES-RECESSED GRIP PROFILES-DRAWERS-BASKETS".

HANDLES (only for larder units with full-length door)



Vertical recessed handle



code 31861 ⚠
White



code 31862 ⚠
Matt black



code 31863 ⚠
Satin-finish steel



code 31864 ⚠
Bronze



code 31867 ⚠
Satin-finish Silver anodised

HANDLES (only for larder units)



code 28323 ⚠
in Satin finish metal with variable pitch \varnothing 20 mm








code 28322 ⚠
in Bronze finish metal with variable pitch \varnothing 20 mm



Mood - Available versions

⚠ Surcharge for Tip-On - For every single drawer or basket, add the surcharge specified in the section entitled "SURCHARGES FOR HANDLES-RECESSED GRIP PROFILES-DRAWERS-BASKETS" (except for drawers and baskets with a recessed grip profile grip or handle grip on the door).

STRUCTURES

<p>1</p> <p style="text-align: center;">White</p>  <p>Exterior and interior in White; ABS edging</p>	<p>2</p> <p style="text-align: center;">Cream</p>  <p>Exterior and interior in Cream; ABS edging</p>	<p>3</p> <p style="text-align: center;">Absolute White Oak</p>  <p>Side panels with exterior in open-pore finish White; top panels, bottoms, back panels and shelves in White; ABS edging</p>	<p>4</p> <p style="text-align: center;">Anthracite Fabric</p>  <p>Side panels with exterior and interior in fabric finish Anthracite; top panels, bottoms, back panels and shelves in fabric finish Anthracite; ABS edging</p>
<p>5</p> <p style="text-align: center;">Textstyle Sand</p>  <p>Side panels with exterior and interior in fabric finish Sand; top panels, bottoms, back panels and shelves in fabric finish Sand; ABS edging</p>			

Infills and Filler Strips

the front sizes available are:

- Decorative melamine in stock 3, 5, 7, 9, 11 and 13 cm
- Decorative melamine on demand 3, 4, 5, 6, 7, 8, 9, 10, 11, 12, 13, 14 and 14.7 cm
- Lacquered in stock 3, 5, 7, 9, 11 and 13 cm
- Lacquered on demand 3, 4, 5, 6, 7, 8, 9, 10, 11, 12, 13, 14 and 14.7 cm

Elements with glass shelves: 6 mm thick, 8 mm thick for 120 cm elements

Maximum capacity of shelves, of wall units and of cabinets:

shelf: the maximum load permitted is **35 kg** of weight distributed evenly

wall unit: maximum capacity of **80 kg**;

maximum capacity of **50 kg** with integrated hood;

units: (resting on the ground on 4 feet) maximum capacity of **250 kg** including the weight of the unit;

drawers and baskets: runners calibrated for a high dynamic load (**40 kg**).

All closing systems (hinges, arms, runners for pull-out baskets) are equipped with a special mechanism for slow closing.

Storage cupboard

Maximum capacity:

single shelf bracket (only for shelves D.25 cm): maximum capacity of **10 kg**;

vertical rack: maximum capacity of **72 kg**;

shelf bracket for rack (only for shelves D.30 cm): maximum capacity of **12 kg**;

Drawers and baskets: fitted with Blumotion closing system with the exception of the **FLAT LINE solution**

where drawers or baskets with a recessed grip profile are fitted with a Blumotion closing system and

all others with a Tip-on opening/closing system. ⚠

Caution:

- Wall mounting is required to ensure stability of base units with drawers or independent pull-out baskets. Order the 'Wall fastening pack' code 31105560 to avoid the risk of them tipping up with the pull-out options open. In island compositions, order the 'Floor installation pack' code 31106479.

The above codes are included in the price list entitled 'Elements for all models' in the section entitled 'Accessories for All Models - Composition matching furn.'.

- Curved elements must be placed adjacent to other elements

PLINTHS

- PVC covered in the following colours:



H.10/15
Steel finish Aluminium

- Lacquered PVC:



H.10/15 glossy or matt
in the 'lacquered door' colours

- Smooth glossy painted aluminium in the following colours:




H.10/15 White

- Smooth matt painted aluminium in the following colours:



H.7/10/15 White



H.7/10/15 Bronze



H.10/15 Iron Grey



H.10/15 Seagull Grey



H.7/10/15 Black

- Aluminium:



H.10/15 Ribbed

- Smooth lacquered aluminium:



H.7 glossy or matt
in the 'lacquered door' colours

The colours of the materials illustrated in the Price List herein do not always match the actual hue perfectly for comprehensible printing reasons. Colours and shades can be consulted at any Scavolini Point of Sale, directly on products and samples.

Available DRAWER/BASKET type versions

21 - Drawer h.8.4 cm and Basket 'MERIVOBX' PURE Anthracite

50 cm deep, full extraction, dynamic load of 40 kg, with Blumotion closing system; painted metal sides; 16 mm thick decorative melamine base; painted metal back panel.




22 - Drawer h.8.4 cm and Basket 'MERIVOBX' PURE Silver

50 cm deep, full extraction, dynamic load of 40 kg, with Blumotion closing system; painted metal sides; 16 mm thick decorative melamine base; painted metal back panel.



23 - Drawer h.8.4 cm and Basket 'MERIVOBX' BOXCOVER Anthracite (smoked glass side)

50 cm deep, full extraction, dynamic load of 40 kg, with Blumotion closing system; drawer with painted metal sides and basket with painted metal-glass sides; 16 mm thick decorative melamine base; painted metal back panel.



24 - Drawer h.8.4 cm and Basket 'MERIVOBX' BOXCOVER Silver (smoked glass side)

50 cm deep, full extraction, dynamic load of 40 kg, with Blumotion closing system; drawer with painted metal sides and basket with painted metal-glass sides; 16 mm thick decorative melamine base; painted metal back panel.

