

The background is a vibrant red with several thick, white, curved lines that flow from the top left towards the bottom right, creating a sense of motion and depth. The lines are layered, with some appearing more prominent than others.

Favilla

01.2019

Favilla - Price bracket chart

PRICE BRACKETS	VERSIONS		DELIVERY TIMES*
	DOOR ("in stock")	COLOUR	
	WOOD		NORM
F1	Wooden frame	Nodato Oak SCAV 797	
F2	Wooden frame with central upright		
F3	Wooden frame with lower central upright		
F4	Wooden frame with upper central upright		
F5	Wooden frame with glass and lower/upper cross-piece		
F6	Wooden frame with panel/glass and lower/upper cross-piece		
F7	Wooden frame with glass and central upright		
F8	Wooden frame with glass		
	LACQUERED		T030
F9	Matt lacquered frame	Prestige White SCAV 028 Dove Grey SCAV 855	
F10	Matt lacquered frame with central upright		
F11	Matt lacquered frame with lower central upright		
F12	Matt lacquered frame with upper central upright		
F13	Matt lacquered frame with glass and lower/upper crosspiece		
F14	Matt lacquered frame with panel/glass and lower/upper crosspiece		
F15	Matt lacquered frame with glass and central upright		
F16	Matt lacquered frame with glass		
F17	'Cast Iron effect' matt lacquered frame		
F18	Matt lacquered frame	Light Grey SCAV 301 Titanium Grey SCAV 375 Slate Black SCAV 424 Beige RAL 1013	
F19	Matt lacquered frame with central upright		
F20	Matt lacquered frame with lower central upright		
F21	Matt lacquered frame with upper central upright		
F22	Matt lacquered frame with glass and lower/upper crosspiece		
F23	Matt lacquered frame with panel/glass and lower/upper crosspiece		
F24	Matt lacquered frame with glass and central upright		
F25	Matt lacquered frame with glass		
F26	Matt lacquered frame	Dove Grey SCAV 855 - Brush-stroke finish - Antique finish - Shabby finish Beige RAL 1013 - Brush-stroke finish - Antique finish - Shabby finish	
F27	Matt lacquered frame with central upright		
F28	Matt lacquered frame with lower central upright		
F29	Matt lacquered frame with upper central upright		
F30	Matt lacquered frame with glass and lower/upper crosspiece		
F31	Matt lacquered frame with panel/glass and lower/upper crosspiece		
F32	Matt lacquered frame with glass and central upright		
F33	Matt lacquered frame with glass		

*DELIVERY TIMES

NORM - 21 working days from receipt of order.
T030 - 38/44 working days from receipt of order.
T035 - 43/49 working days from receipt of order.

WITH DOOR FINISH SIDE PANELS D.61.3 cm (From F1 to F17)
From NORM to T018 - 30/36 working days from receipt of order.

WITH STRUCTURE FINISH SIDE PANELS D.61.3 cm (From F1 to F17)
From NORM to T018 - 30/36 working days from receipt of order.

N.B.: Unless otherwise specified, the delivery times do not vary from the chosen version.

CAUTION:

These times are subject to transport scheduling needs. Please also consider approximately 3 working days needed to manage and clarify orders with our agencies.

Favilla - Available versions

WOOD DOOR (door thickness 2.5 cm)



Wooden frame - F1



Wooden frame with central upright - F2



Wooden frame with lower central upright (tall units) - F3



Wooden frame with upper central upright (tall units) - F4



Wooden frame with glass and lower/upper crosspiece - F5



Wooden frame with glass and upper crosspiece - F5



Wooden frame with panel/glass and lower crosspiece - F6



Wooden frame with glass/panel and upper crosspiece - F6



Wooden frame with glass and central upright - F7



Wooden frame with glass - F8



Nodato Oak Veneered SCAV 797

MATT LACQUERED DOOR (door thickness 2.5 c)



Matt lacquered frame - F9 - F18 - F26



Matt lacquered frame with central upright - F10 - F19 - F27



Lacquered frame with central upright - lower (tall units) - F11 - F20 - F28



Lacquered frame with central upright - upper (tall units) - F12 - F21 - F29



Matt lacquered frame with glass and upper crosspiece - F13 - F22 - F30



Matt lacquered frame with glass and upper crosspiece - F13 - F22 - F30



Matt lacquered frame with panel/glass and lower crosspiece - F14 - F23 - F31




Matt lacquered frame with glass/panel and upper crosspiece - F14 - F23 - F31



Matt lacquered frame with glass and upright - central - F15 - F24 - F32



Matt lacquered frame with glass - F16 - F25 - F33




Light Grey SCAV 301




Titanium Grey SCAV 375



Slate Black SCAV 424



Beige RAL 1013



Prestige White SCAV 028



Dove Grey SCAV 855



Brush-stroke finish Dove Grey SCAV 855



Antique finish Dove Grey SCAV 855




Shabby finish Dove Grey SCAV 855



Brush-stroke finish Beige RAL 1013



Antique finish Beige RAL 1013



Shabby finish Beige RAL 1013



Cast iron SCAV 867



Matt lacquered frame 'Cast Iron Effect' - F17

HANDLES AND KNOBS



code 30302
In satin-finish steel



code 31104
In metal with finish in Satin finish nickel



code 31105
In metal with finish in matt aged Bronze



code 31106
In metal with finish in Matt aged silver



code 31107
In metal with finish in matt aged Bronze




code 31108
In metal with finish in Matt aged silver



code 31101
matt lacquered Prestige White SCAV 028



code 31102
matt lacquered Dove Grey SCAV 855



code 31103
In metal with finish in Satin finish nickel



code 31109
In metal with finish in matt aged Bronze



code 31110
In metal with finish in Matt aged silver

Different depending on elements:

Handle: all elements (excluding those listed below)

Without handle: oven base unit, wall unit-larder unit-tall-unit top boxes, tall oven unit (only upper door), tall oven/microwave oven unit.

CAUTION: for the **handle/knob positions**, please consult the section entitled to 'Information and dimensions'.

STRUCTURES

White



Exterior and interior in White;
ABS edging

Textstyle Sand



Side panels with exterior and interior in fabric finish Sand; top panels, bottoms, back panels and shelves in fabric finish Sand; ABS edging

Anthracite fabric (only for 'Cast Iron' effect matt lacquered elements)



Side panels with exterior and interior in fabric finish Anthracite; top panels, bottoms, back panels and shelves in fabric finish Anthracite; ABS edging

Infills and Filler Strips

the front sizes available are: 3, 5, 7, 9, 11 and 13 cm (the 3 and 5 cm size fronts are flat)

Elements with glass shelves: 6 mm thick

Maximum capacity of shelves, of wall units and of cabinets:

shelf: the maximum load permitted is **35 kg** of weight distributed evenly;

wall unit: maximum capacity of **80 kg**;

maximum capacity of **50 kg** with integrated hood;

units: (resting on the ground on 4 feet) maximum capacity of **250 kg** including the weight of the cabinet;

drawers and baskets: runners calibrated for a high dynamic load (**40 kg**).

All closing systems (hinges, arms, runners for pull-out baskets) are equipped with a special mechanism for slow closing.

Drawers and baskets: they are fitted with Blumotion closing system.

Caution:

- Wall mounting is required to ensure stability of base units with drawers or independent pull-out baskets. Order the 'Wall fastening pack' code 31105560 to avoid the risk of them tipping up with the pull-out options open. In island compositions, order the 'Floor installation pack' code 31106479.

The above codes are included in the price list entitled 'Elements for all models' in the section entitled 'Accessories for All Models - Composition matching furn.'.


PLINTHS

H.10/15 **veneered PVC** in the following colours:




Nodato Oak SCAV 797
matt finish

H.10/15 **Smooth painted aluminium:**



Matt White

H.10/15 **painted covered PVC:**



Beige RAL 1013
matt finish



Light Grey SCAV 301
matt finish



Titanium Grey SCAV 375
matt finish




Slate Black SCAV 424
matt finish




Dove Grey SCAV 855
matt finish



Beige RAL 1013
Antique finish



Beige RAL 1013
Brush-stroke finish




Beige RAL 1013
Shabby finish



Dove Grey SCAV 855
Antique finish



Dove Grey SCAV 855
Brush-stroke finish



Dove Grey SCAV 855
Shabby finish

The colours of the materials illustrated in the Price List herein do not always match the actual hue perfectly for comprehensible printing reasons. Colours and shades can be consulted at any Scavolini Point of Sale, directly on products and samples.

Available DRAWER/BASKET type versions

21 - Drawer h.8.4 cm and Basket 'MERIVOBX' PURE Anthracite

50 cm deep, full extraction, dynamic load of 40 kg, with Blumotion closing system; painted metal sides; 16 mm thick decorative melamine base; painted metal back panel.



22 - Drawer h.8.4 cm and Basket 'MERIVOBX' PURE Silver

50 cm deep, full extraction, dynamic load of 40 kg, with Blumotion closing system; painted metal sides; 16 mm thick decorative melamine base; painted metal back panel.



23 - Drawer h.8.4 cm and Basket 'MERIVOBX' BOXCOVER Anthracite (smoked glass side)

50 cm deep, full extraction, dynamic load of 40 kg, with Blumotion closing system; drawer with painted metal sides and basket with painted metal-glass sides; 16 mm thick decorative melamine base; painted metal back panel.



24 - Drawer h.8.4 cm and Basket 'MERIVOBX' BOXCOVER Silver (smoked glass side)

50 cm deep, full extraction, dynamic load of 40 kg, with Blumotion closing system; drawer with painted metal sides and basket with painted metal-glass sides; 16 mm thick decorative melamine base; painted metal back panel.



Available DRAWER/BASKET type versions

03 - Wooden drawer H.8.2 cm and Wooden basket

50 cm deep, full extraction, dynamic load of 30 kg, with Blumotion closing system;
wooden sides; 16 mm thick beech decorative melamine base; birch plywood back panel.
N.B.: Drawer back panel height H.5.8 cm.



The colours of the materials illustrated in the Price List herein do not always match the actual hue perfectly for comprehensible printing reasons. Colours and shades can be consulted at any Scavolini Point of Sale, directly on products and samples.