

# TRATTO



## TRATTO - Available versions

| VERSIONS                                  |                                  |                                  | DELIVERY TIMES* |
|---|----------------------------------|----------------------------------|-----------------|
| DOOR                                      | COLOUR                           | STRUCTURE                        |                 |
| DECORATIVE MELAMINE SQUARED DOOR          | DECORATIVE MELAMINE 1<br>colours | DECORATIVE MELAMINE              | BNOR            |
| DECORATIVE MELAMINE DOOR WITH HANDLE GRIP |                                  |                                  | B018            |
| DECORATIVE MELAMINE                       | DECORATIVE MELAMINE 2<br>colours | DECORATIVE MELAMINE              | B018            |
|   |                                  | DOOR FINISH                      |                 |
| MATT LACQUERED                            | MATT LACQUERED colours           | DECORATIVE MELAMINE              | B021            |
|   |                                  | DOOR FINISH                      |                 |
| GLOSSY LACQUERED                          | GLOSSY LACQUERED colours         | DECORATIVE MELAMINE              | B021            |
|   |                                  | DOOR FINISH                      |                 |
| GLASS ALUMINIUM FRAME DARK STEEL FINISH   | SATIN FINISH SMOKED              | DECORATIVE MELAMINE 1<br>colours | BNOR            |
|   |                                  | DECORATIVE MELAMINE 2<br>colours | B018            |
|   |                                  | MATT LACQUERED                   | B021            |
|   |                                  | GLOSSY LACQUERED                 |                 |

### \* DELIVERY TIMES

BNOR - 20 working days from receipt of order.  
 B018 - 25/32 working days from receipt of order.  
 B021 - 30/36 working days from receipt of order.

#### CAUTION:

These times are subject to transport scheduling needs. Please also consider approximately 3 working days needed to manage and clarify orders with our agencies.

### "CUSTOM-SIZED" ELEMENTS

FOR NON-STANDARD SIZES, APPLY A 40% SURCHARGE TO THE LARGER SIZE STANDARD ELEMENT, WITH THE EXCEPTION OF WALL UNITS WITH SLIDING DOORS ON WHICH NON-STANDARD SIZES ARE NOT FEASIBLE.

In the event of contract orders (i.e. relating to contracts entered into with architects, construction firms, for real estate furnishings and/or other similar circumstances) with significant repetition of non-standard processing, Scavolini is willing to grant more favourable conditions depending on possible economies of scale that can be achieved.

DECORATIVE MELAMINE DOOR



Door thickness 1.8 cm

DECORATIVE MELAMINE 1 colours




White  
SCAV 024



Grey  
SCAV 859

DECORATIVE MELAMINE 2 colours



Azimut  
SCAV 863



Concrete Harlem  
SCAV 880



Concrete Jersey  
SCAV 878



Seagull Grey  
SCAV 380



Flint Grey  
SCAV 322



Classic Walnut  
SCAV 902




Fashion Walnut  
SCAV 901




Garden Walnut  
SCAV 942



Oxide Steel  
SCAV 881



Landscape Oak  
SCAV 922



Vertigo  
SCAV 864



Cloud  
SCAV 988



Mist  
SCAV 989



Shadow  
SCAV 987

LACQUERED DOOR



MATT LACQUERED  
Door thickness 2 cm



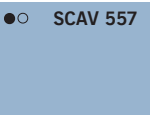
GLOSSY LACQUERED  
Door thickness 2 cm

LACQUERED colours available

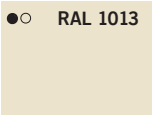
| KEY |  |
|-----|--|
| ●   | Matt Lacquered Door MATT LACQUERED colours     |
| ○   | Glossy Lacquered Door GLOSSY LACQUERED colours |

**CAUTION:**

The 'lacquer touch-up pack' is **NOT** supplied, but it is available for purchase by ordering code 75067897 (see 'Model Accessories')



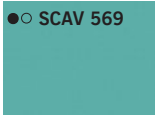
Blue Lagoon



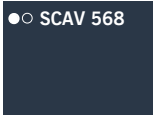
Beige



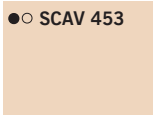
Prestige White



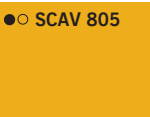
Agave Blue



Moon Blue



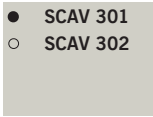
Powder Pink



Mustard Yellow



Heron Grey



Light Grey



Iron Grey



Titanium Grey



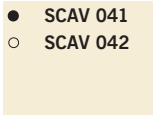
Tundra Grey



Volcano Grey



Slate Black



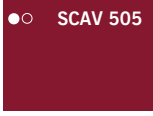
Porcelain Cream



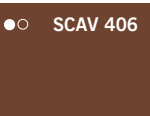
Coral Red



Morocco Red



Ruby Red



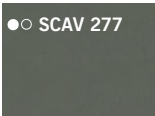
Rust



Dove Grey



Aloe Green



Mineral Green



Teal Green



Mink

## TRATTO - Available versions

 Add the surcharge for every single handle specified in the section entitled "SURCHARGES FOR HANDLES-RECESSED GRIP PROFILES-DRAWERS-BASKETS".

### ALUMINIUM FRAMED GLASS DOOR



Satin finish smoked glass and Aluminium frame Dark steel finish  
Door thickness 2.2 cm

### Opening systems

#### 40° handle grip for base units



**Code 71201**  
In Silver anodised  
aluminium



**Code 71202**  
In White painted  
aluminium




**Code 71203**  
In Bronze painted  
aluminium



**Code 71204**  
In Brass painted  
aluminium




**Code 71206**   
In door colour matt  
lacquered aluminium



**Code 71205**   
In door colour glossy  
lacquered aluminium



**Code 71207**   
In Steel painted  
Aluminium

#### Handles for washing machine/laundry units and storage cupboard



**Code 30951/2/3/4**  
Recessed handle, lacquered white, black,  
in chrome-finish or satin-finish steel



**Code 30955/6/7/8**  
Recessed handle, lacquered white, black,  
in chrome-finish or satin-finish steel



#### Warning

For the remainder of the furniture, unless otherwise specified, the door opening is push-pull.

## TRATTO - Available versions

\* For Oxide Steel structure the back panel is Grey SCAV 859, for Fashion Walnut, Classic Walnut and Landscape Oak structure the back panel is Flint Grey SCAV 322.

\*\* White for Concrete Jersey and Komi Elm colours; light brown for Azimut, Seagull Grey, Flint Grey, Classic Walnut, Jaipur Elm, Nàvajo Elm, Landscape Oak and Vertigo colours; dark brown for Concrete Harlem, Fashion Walnut, Garden Walnut and Oxide Steel colours.

**Side panels, top panel and bottoms** th.1.8 cm; **back panel** th.1.2 cm. **0.6 cm thick** tempered glass shelves with ground edging, polished.



### DOOR FINISH STRUCTURE - DECORATIVE MELAMINE\*

Smooth matt decorative melamine interior and structured on the external surface same as front door.  
ABS edging. Painted base unit structure band\*\*



### DOOR FINISH STRUCTURE - MATT LACQUERED

Matt lacquered on the interior and exterior.  
Matt lacquered edging.



### DOOR FINISH STRUCTURE - GLOSSY LACQUERED

Matt lacquered on the interior and glossy lacquered on the exterior.  
Glossy lacquered edging.



### DECORATIVE MELAMINE STRUCTURE - WHITE SCAV 024

Matt White on the interior and exterior. ABS edging.  
White painted base unit structure band




### DECORATIVE MELAMINE STRUCTURE - GREY SCAV 859

Matt Grey on the interior and exterior. ABS edging.  
Dark Brown painted base unit structure band.



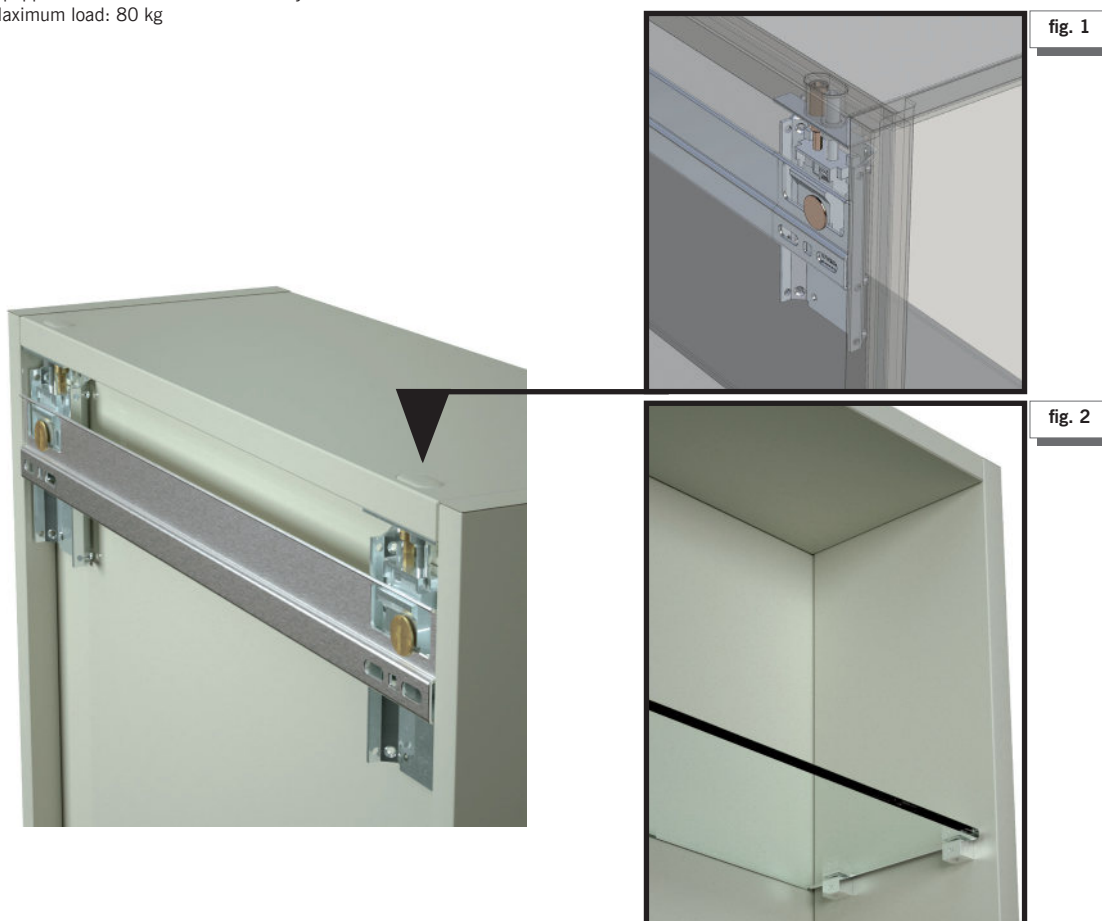
### Base unit support system

Base unit support system with galvanised metal structure and vertical and horizontal adjustment, automatic anti-release system.  
Maximum load on base units H.25 cm: 80 kg, on base units H.50/75 cm: 100 kg



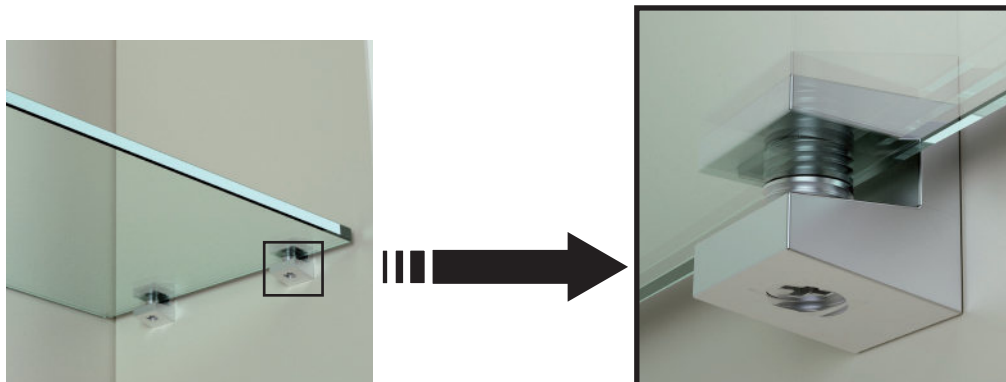
### Wall-mounted wall unit/cabinet support system (without visible fastener)

Wall unit support system with galvanised metal structure and vertical and horizontal adjustment, accessible on the external upper part of the wall unit (fig. 1), leaving **THE INSIDE OF THE WALL UNIT COMPLETELY FREE** (fig. 2).  
Equipped with automatic anti-release system.  
Maximum load: 80 kg



### Chrome-finish glass shelf support

In polished chrome-finish metal fitted with soft engineering plastic material both at the top and bottom.



### Pull-out baskets and drawers 'MERIVOBX'

30 and 45 cm deep, full extraction, dynamic load of 40 kg, with Blumotion closing system; painted metal sides; 16 mm thick decorative melamine base; painted metal back panel.

Anthracite



Silver



### Aluminium plinths




H. 7 cm  
Satin-finish Silver finish



H. 7 cm  
painted Matt White



H. 7 cm  
painted Matt Black



H. 3/7 cm  
Polished steel finish